



VALDOSTA STATE UNIVERSITY
OFFICE OF INSTITUTIONAL RESEARCH
ENROLLMENT UPDATE—Spring 2016

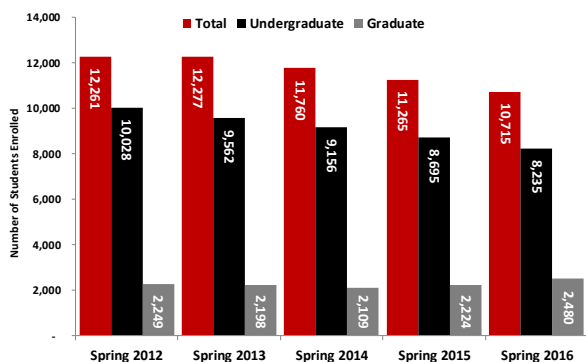
1500 N. Patterson St. Valdosta, GA 31698 • Phone (229) 333-7831
http://www.valdosta.edu/administration/institutional-research



This information has been compiled by the Office of Institutional Research in an effort to provide useful and timely information to the Valdosta State University community. This information will be updated each semester, upon the availability of official data. Please contact the Office of Institutional Research with any questions regarding this.

Spring 2016 Enrollment

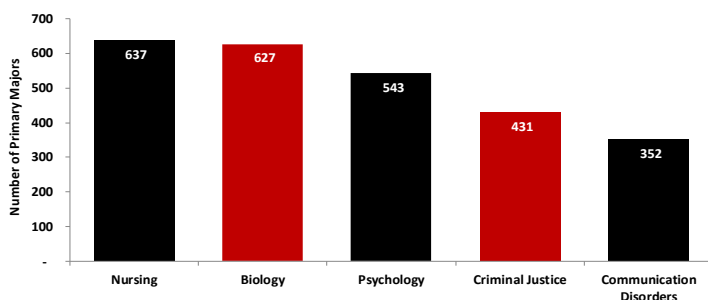
Total Enrollment, Spring 2012–Spring 2016



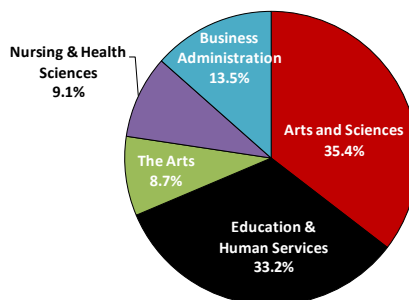
Total Enrollment by Gender and Ethnicity, Spring 2016

Ethnicity	Female	% of Female	Male	% of Male	Total	% of Total
American Indian/ Alaskan Native	12	0.2%	17	0.4%	29	0.3%
Asian	117	1.8%	162	4.0%	279	2.6%
Black	2,292	34.3%	1,282	31.8%	3,574	33.4%
Hawaiian/ Pacific Islander	7	0.1%	4	0.1%	11	0.1%
Hispanic	321	4.8%	196	4.9%	517	4.8%
Multiracial	203	3.0%	129	3.2%	332	3.1%
Unknown	40	0.6%	49	1.2%	89	0.8%
White	3,686	55.2%	2,198	54.4%	5,884	54.9%
Total	6,678	100.0%	4,037	100.0%	10,715	100.0%

Total Enrollment by 5 Largest Declared Majors, Spring 2016

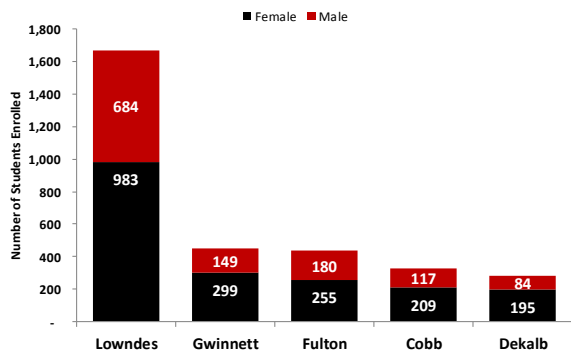


Total Enrollment by College, Spring 2016

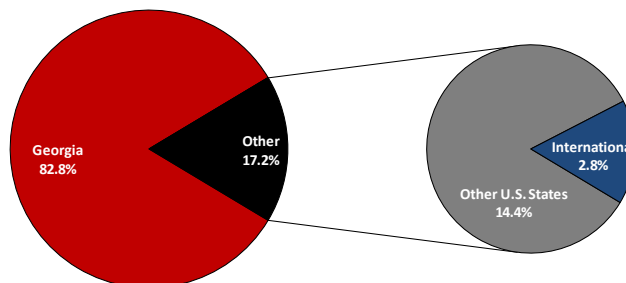


Note: The College of Arts & Sciences includes undecided majors. Pre-business students are included in Business Administration. Pre-nursing students are included in Nursing.

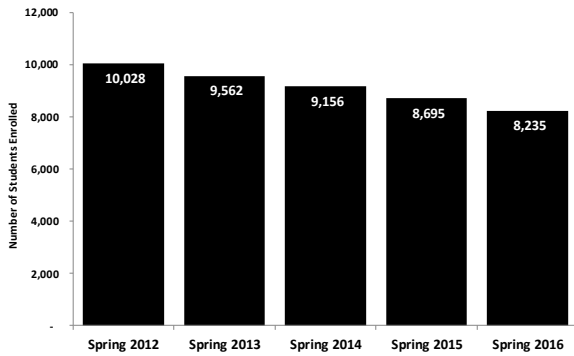
Total Enrollment of Georgia Counties with Highest Enrollment by Gender, Spring 2016



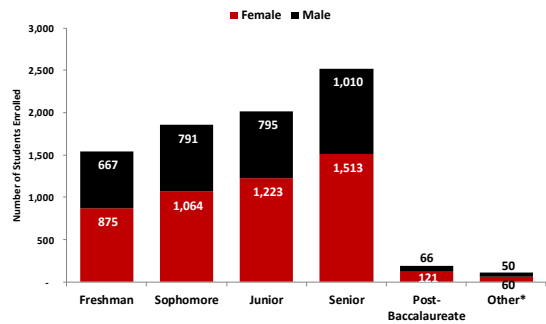
Total Enrollment by Residency, Spring 2016



Undergraduate Enrollment, Spring 2016

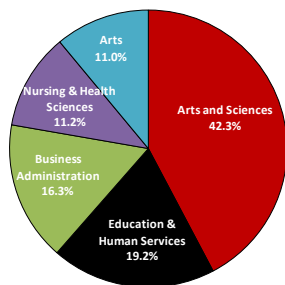


Undergraduate Enrollment by Classification and Gender, Spring 2016



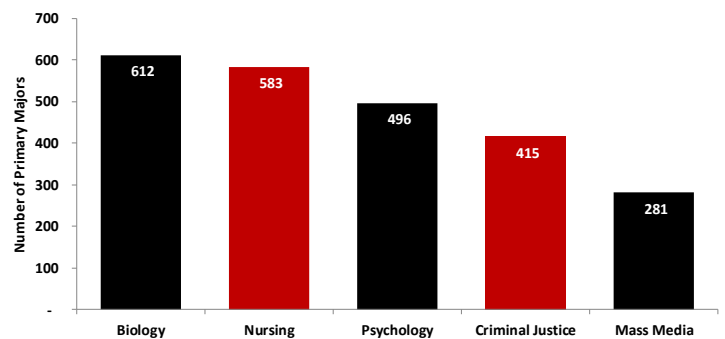
* Includes Joint Enrolled and Transient.

Undergraduate Students by College, Spring 2016

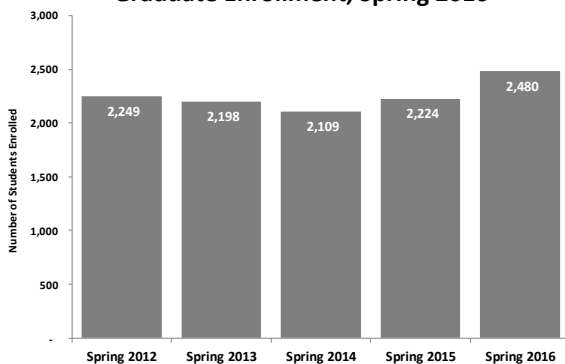


Note: The College of Arts & Sciences includes undecided majors. Pre-business students are included in Business Administration. Pre-nursing students are included in Nursing.

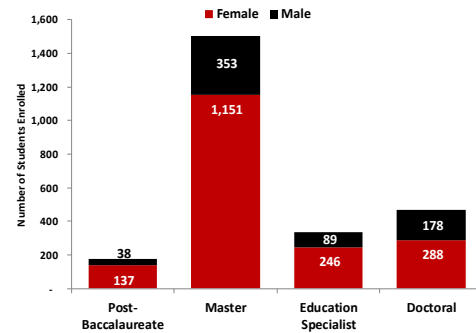
Undergraduate Students by 5 Largest Declared Majors, Spring 2016



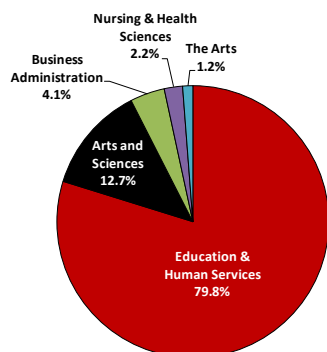
Graduate Enrollment, Spring 2016



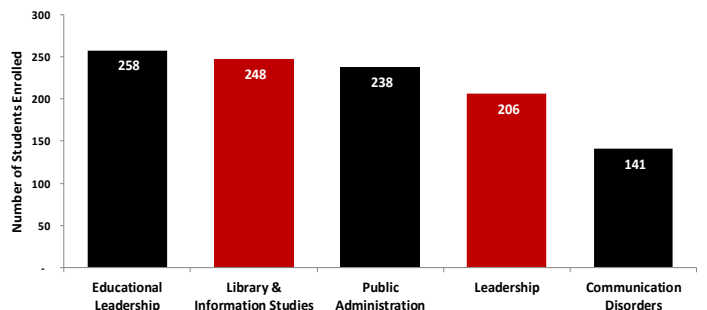
Graduate Enrollment by Classification and Gender, Spring 2016



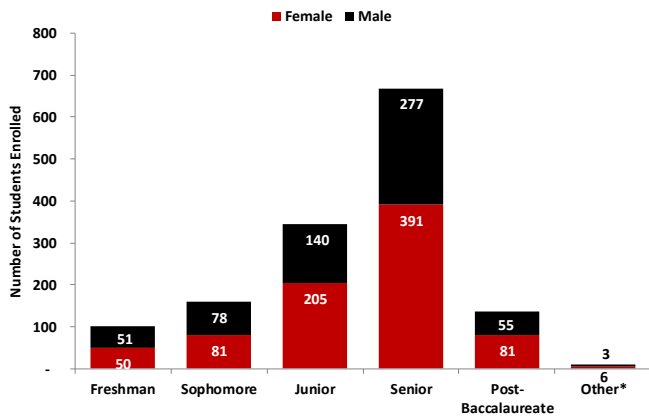
Graduate Enrollment by College, Spring 2016



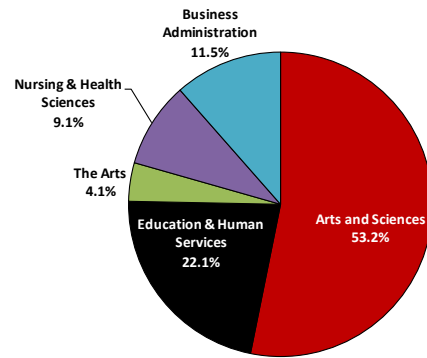
Graduate Students by 5 Largest Declared Majors, Spring 2016



Undergraduate Adult Learners by Classification and Gender, Spring 2016

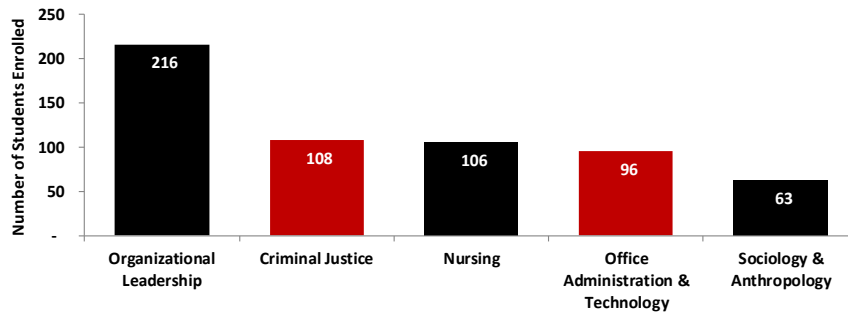


Undergraduate Adult Learners by College, Spring 2016

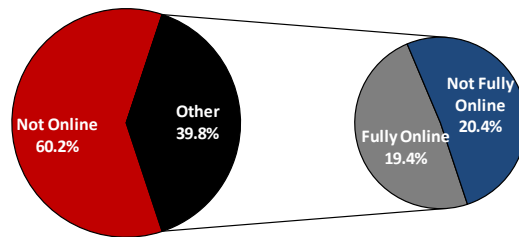


* Includes Joint Enrolled and Transient.

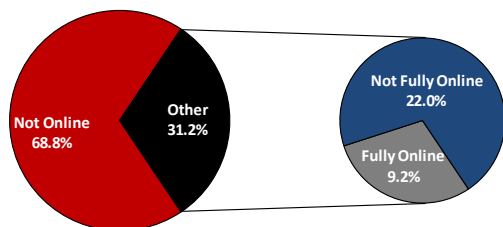
Undergraduate Adult Learners by 5 Largest Declared Majors, Spring 2016



Total Enrollment for Distance Learning, Spring 2016



Undergraduate Enrollment for Distance Learning, Spring 2016



Graduate Enrollment for Distance Learning, Spring 2016

